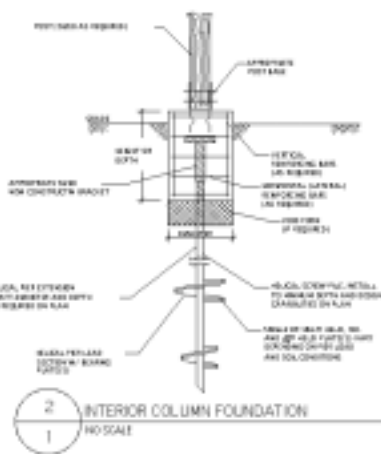
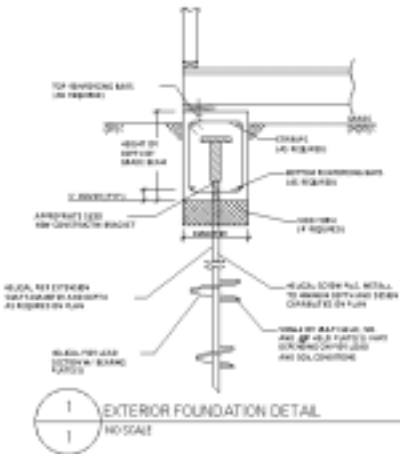
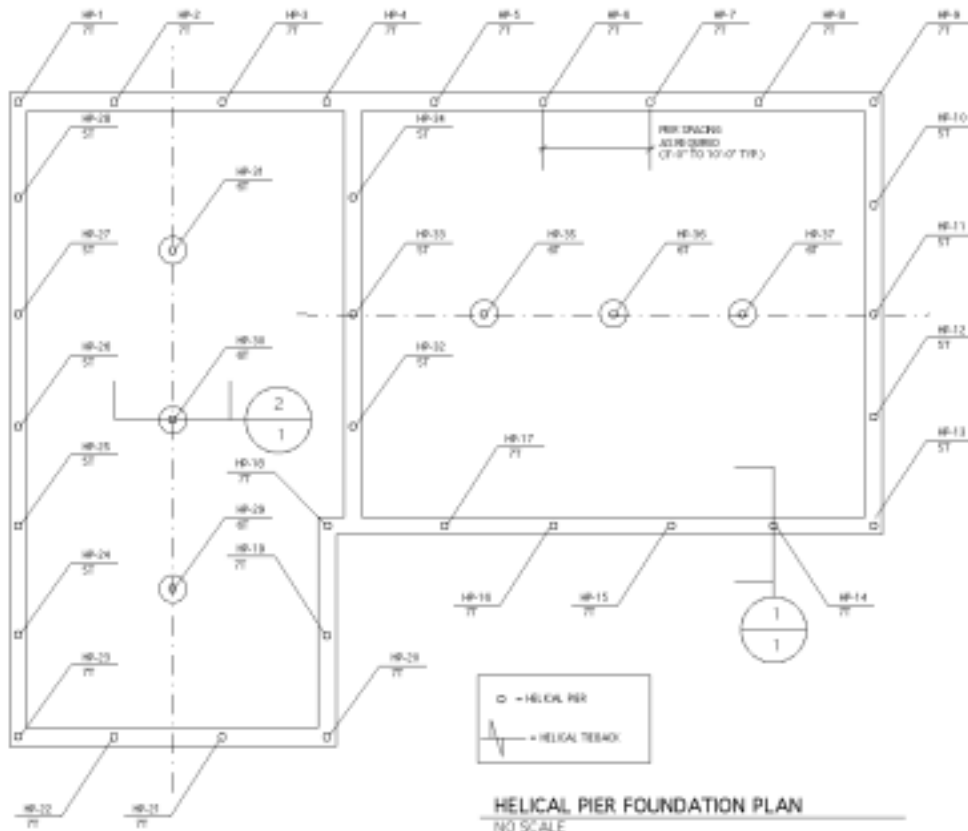


**NOTES TO THIS SAMPLE DRAWING:**

- THIS IS A SAMPLE. CERTAIN JOB SPECIFIC DIMENSIONS HAVE BEEN OMITTED. RESPONSIBLE ENGINEER WILL PROVIDE DIMENSIONS AS APPROPRIATE. BUILDING LENGTH AND WIDTH ARE OMITTED.
- THE LOADS SHOWN ON THE PLAN VIEW ARE DESIGN LOADS, I.E., DEAD AND LIVE LOADS, UNFACTORED
- THE FOLLOWING SPEC. IS A SAMPLE. THIS WOULD BE THE ONLY SPEC. USED FOR HELICAL SCREW PILES.

**HELICAL SCREW PILE SPECIFICATION**

- HELICAL PIERS SHALL BE MANUFACTURED BY THE A.B. CHANCE CO., CENTRALIA, MO.
- PIERS SHALL BE INSTALLED BY AN AUTHORIZED A.B. CHANCE INSTALLING CONTRACTOR WHO HAS SATISFIED THE CERTIFICATION REQUIREMENTS RELATING TO THE TECHNICAL ASPECTS OF THE PRODUCT AND THE ASCRIBED INSTALLATION TECHNIQUES. PROOF OF CURRENT CERTIFICATION BY THE A.B. CHANCE CO. MUST BE PROVIDED.
- ALL WORK AS DESCRIBED HEREIN SHALL BE PERFORMED IN ACCORDANCE WITH ALL APPLICABLE SAFETY CODES IN EFFECT AT THE TIME OF INSTALLATION
- HELICAL PIERS AS SPECIFIED SHALL CONFORM TO EITHER THE SBO-STANDARD BUILDING CODE, BOCA NATIONAL CODE, OR ICBO-UNIFORM BUILDING CODE. AN OFFICIAL EVALUATION REPORT WITH ASSIGNED NUMBER SHALL BE PRESENTED UPON REQUEST TO THE OWNER AND/OR THEIR REPRESENTATIVE. SBO01-9504B; BOCA-RR94-27; ICBO-ER-51 10.
- THE HELICAL LEAD SECTIONS AND EXTENSION SECTIONS SHALL BE SOLID STEEL, ROUND CORNERED SQUARE SHAFT, OR ROUND STEEL PIPE SHAFT, OR COMPOSITE STEEL AND GROUT SHAFT CONFIGURED WITH ONE OR MORE HELICAL BEARING PLATES WELDED TO THE SHAFT.
- ALL PIERS MUST BE CORROSION PROTECTED BY HOT DIP GALVANIZATION.
- INSTALLATION UNITS SHALL CONSIST OF A ROTARY TYPE TORQUE MOTOR WITH FORWARD AND REVERSE CAPABILITIES. THESE UNITS ARE TYPICALLY POWERED.
- INSTALLATION UNITS SHALL BE CAPABLE OF DEVELOPING THE MINIMUM TORQUE AS REQ'D.
- INSTALLATION UNITS SHALL BE CAPABLE OF POSITIONING THE HELICAL PIER AT THE PROPER INSTALLATION ANGLE. THIS ANGLE MAY VARY BETWEEN VERTICAL AND 5 DEGREES DEPENDING UPON APPLICATION AND TYPE OF LOAD TRANSFER DEVICE SPECIFIED OR REQUIRED.
- INSTALLATION TORQUE SHALL BE MONITORED THROUGHOUT THE INSTALLATION PROCESS.
- HELICAL PIERS SHALL BE INSTALLED TO THE MINIMUM TORQUE VALUE REQUIRED TO PROVIDE THE LOAD CAPACITIES SHOWN ON THE PLANS.
- THE APPROPRIATE STEEL NEW CONSTRUCTION LOAD TRANSFER DEVICE SHALL BE USED.
- APPROPRIATE HELICAL PIER SELECTION WILL CONSIDER DESIGN LOAD PLUS SAFETY FACTOR, SOIL PARAMETERS AND THE INSTALLATION TORQUE VS. CAPACITY EQUATION AS PER THE MANUFACTURERS RECOMMENDATIONS.
- DESIGN OF HELICAL SCREW PILES AND ANCHORS SHALL BE PERFORMED BY AN ENTITY AS REQUIRED IN ACCORDANCE WITH EXISTING LOCAL CODE REQUIREMENTS OR ESTABLISHED LOCAL PRACTICES. THIS DESIGN WORK MAY BE PERFORMED BY A LICENSED PROFESSIONAL ENGINEER, A CERTIFIED A.B. CHANCE DEALER, OR DESIGNER DEPENDING ON LOCAL REQUIREMENTS OR PRACTICES.



COMPANY LOGO	ENGINEERING FIRM OR CONTRACTOR	<b>PIER &amp; GRADE FOUNDATION PLAN</b>	DRAWING NO.
	DRAWN BY		
	CHECKED BY		
	DATE		