

CHANCE[®] Anchors and Foundations for Telecom Industry

CASE HISTORY

Site Owner: American Tower Corporation

Tower Supplier: Allied Tower

Location: Centerville, LA

Foundation Contractor: Lomas Construction, San Antonio, TX

Tower Type : Guyed

Tower Height : 300'-0

Center (Base) Reactions:

Maximum Compression 347.6 kips*

Maximum Groundline Shear ****7.6 kips

*No added pile capacity required as there was
no additional weight of a concrete pile cap

Design Load/Anchor **34.0 kips

Soil Profile:

0 - 85' ****Soft to firm clay

85' plus Medium to dense sand

Center Piles:

Type SS175 lead with SS175/HS transition coupler plus 85' to 95' of HS plain extension material

Ultimate Capacity (UCt) = UCb + UCF

UCt = 78.0 + 0.0 = 78.0 kips

Nine SS175/HS helical piles required connected with a steel grillage




Guy Anchors:

One Type SS175 anchor per guy wire

Installation Equipment:

John Deere 410D Heavy-lift backhoe equipped with a 12,500 ft-lb drive motor with an internal torque-monitoring device

Posi-Track equipped with a 15,000 ft-lb drive motor with an internal torque-monitoring device



NOTE: Because Hubbell has a policy of continuous product improvement, we reserve the right to change design and specifications without notice.

HUBBELL
POWER SYSTEMS, INC. **CHANCE**
www.abchance.com



A. B. CHANCE COMPANY,
HUBBELL POWER SYSTEMS
Certificate Number 001136
SIC Numbers 3499, 3429, 5063

This product was manufactured in a plant whose Quality Management System is certified/registered as being in conformity with ISO 9001:2000.
Original Registration: July 1, 1992 Current Registration: Oct. 23, 2003

210 N. Allen St, Centralia, MO 65240 Phone: 573-682-8414 Fax: 573-682-8660 ©2004 Hubbell RGS3M Printed in USA

Bulletin 02-0009
Rev 5/04